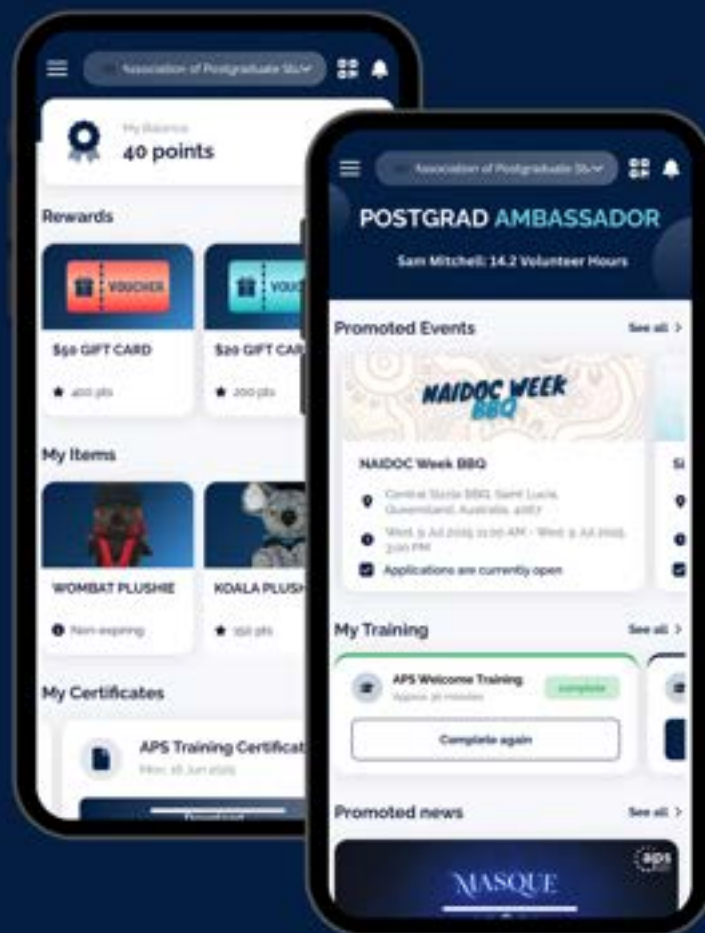




POSTGRAD AMBASSADORS CREATE CHANGE WITH APS



- ✓ Volunteering
- ✓ Rewards
- ✓ Events
- ✓ Certificates
- ✓ Community



The heart of postgrad life at UniQld.

How to Join the APS Ambassador Programme

STEP 1: Sign up by visiting: <http://uqaps.rosterfy.co/register>



STEP 2: Check your email and download the **Rosterfy App** using one of the links listed.



Apple



Android

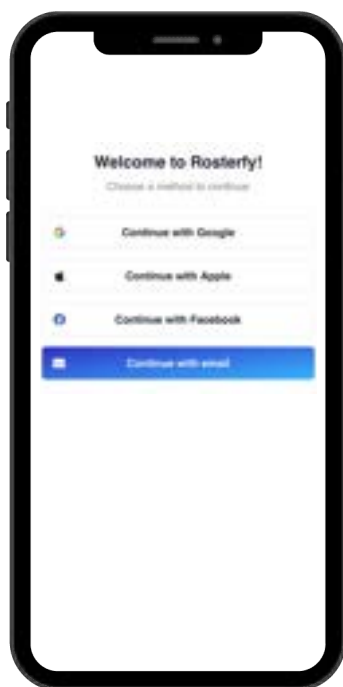
Apple Users: <https://apps.apple.com/au/app/rosterfy/id6469764474>

Android Users: <https://play.google.com/store/apps/details?id=com.rosterfy.community>

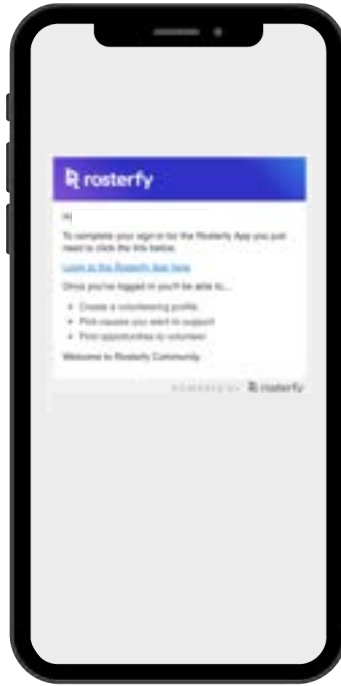
STEP 3: Open the Rosterfy App and select **Get Started**.



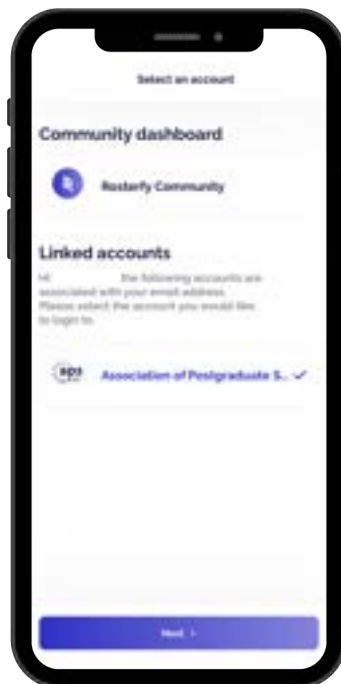
STEP 4: Tap **Continue with Email** and enter your details using the same email address as when you registered.



STEP 5: After signing into the app, you'll receive a verification email. Open the email and click the **Login to the Rosterfy App here** link to authorise your access.



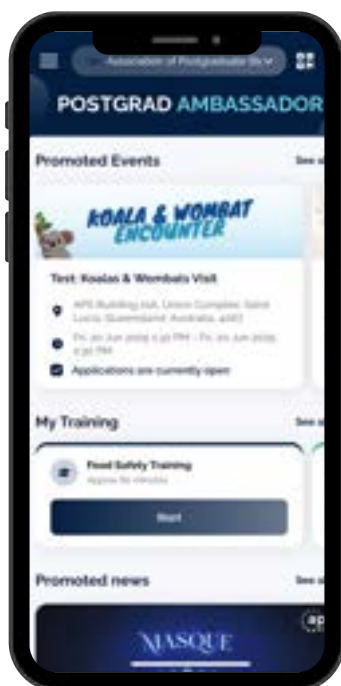
STEP 6: If prompted, re-enter your name and email. Then, under Linked Accounts, select **Association of Postgraduate Students**.



Click here 

Final Step: Start exploring the app - training, available shifts, rewards.

See all available opportunities under the **All Events** tab.



The portal is also accessible via an internet browser on your desktop.

<http://uqaps.rosterfy.co/>

